

# Easy to learn Fortune-Telling Compact-Course

---



## *Contents*



### **Step one**

The meaning of the 36 cards  
Combining two cards  
Exercises and suggested solutions

### **Step two**

Shuffling and laying the cards  
Asking questions  
A tableau on love  
Exercises and suggested solutions

### **Step three**

The present and the near future  
The present situation  
Another Grand Tableau on love  
Exercises and suggested solutions

### **Step four**

Horizontal and vertical lines of  
interpretation regarding the future and the past,  
topics: health and moving house;  
Exercises and suggested solutions

### **Step five**

Diagonal, vertical and horizontal lines of interpretation,  
regarding the future and the past  
Exercise: Fish (money)  
Exercises and suggested solutions

### **Step six**

Covering the Grand Tableau  
Exercises and suggested solutions

### **Step seven**

Combinations and what to do in the  
Grand Tableau?  
Some important combinations  
Ring/ Scythe Copy sheet for exercises  
Possible positions of combinations  
in the Grand Tableau

**Test yourself** and solutions

# Easy to learn Fortune-Telling Compact-Course

---

The cards of Madame Lenormand "Blaue Eule" or Britta's deck of Lenormand cards

Shuffle the cards until it feels right for you, then lay them on the table, or whichever kind of surface you may use, picture side down. Spread them out in any shape you like, using both hands. If you are just starting to lay the cards, it is useful to practise with no more than two cards at a time. All other ways will only lead to confusion and slow down the learning process. Now pick a card with your left hand. Look up the meaning of the card in your list of cards and read it out loud.

Do not worry if you cannot remember the meanings by heart, this will take a while.

**Example:**



You have picked **no 25 Ring**  
—  
marriage or relationship

Figure out what exactly you want to know about the topic.  
And then form a question.  
Your sub conscience already knows the answer.  
For instant, your question could be:

***What is this card telling me?***

Pick another card.  
In our example this is



**no 2 Clover Leaf**  
small happiness

# Easy to learn Fortune-Telling Compact-Course

---

Let us now combine these two cards



**no. 25 Ring**  
*marriage or  
relationship*



**no. 2 Clover Leaf**  
*small happiness*

- *You are in a happy relationship (married or not)* -

### **Exercises:**

The following exercises shall introduce you to the task of interpreting cards.

Please use your intuition and interpret what you feel.

Combine the statements in **your own words** in one or two sentences.

The solutions at the end of each exercise are my suggestions. Please keep in mind that these are not the one and only possible solutions since there is no such thing as a correct answer in laying cards.

Laying cards is an oracle and only **you** can interpret what the cards tell **you**.

***Have fun practising!!***

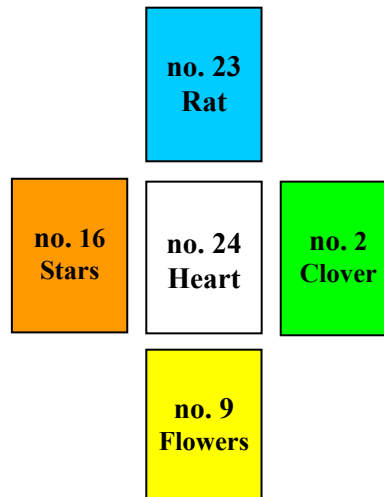


# Easy to learn Fortune-Telling Compact-Course

---

Another example: *Picture 4*

Present situation and near future



***Our topic is:***

What is my love life like? Look at the tableau focusing on **no. 24**  
And start with your interpretation

.....

***Suggested interpretation:***

***In the past:***

*There has been great sadness (23+16) and some  
lovesickness in your life (23+24)*

***In the future:***

*These sad motions will pass and you will finally  
find true love (24+2+9).*

As you can see, laying the cards is not that difficult after all.  
If you keep  
practising regularly you shall soon make progress.  
Just keep those two things in mind: Let your soul guide you and


“practice makes perfect.”

# Easy to learn Fortune-Telling Compact-Course

---

## *A tableau on love*

Picture 1



With the help of the Grand Tableau you can immediately make two statements.

**The first card** shows you the topic.  
In this case the topic is love.

**If the person asking** appears in the very first line,  
he or she is orientated towards the future.

**If the person asking** appears in the 4th or 5th line,  
he or she is looking back to the past.

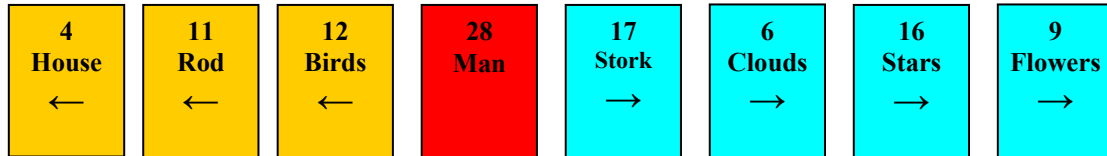
# Easy to learn Fortune-Telling Compact-Course

---

## Example 2:

**A line of eight cards  
on the future and past of no. 28 Man**

**to the left: a look into the past**  
**to the right: looking into the future**



Now interpret this man's **future** (starting from no. 28 **to the right**)

.....

What can you say about his **past (left)**

.....

**Combine the future with the past** to get a full interpretation:

.....

### **Suggested solution:**

*This man had a lot of trouble in his domestic area **in the past**.*

### **In the future:**

*Everything in his life is now heading for a change not yet clearly visible.*

*But as far as we can see from the cards there is no real need to worry as everything will be alright in the end (no. 9).*

# Easy to learn Fortune-Telling Compact-Course

---

**A woman asking about her health!  
Past and future**

Picture 5

						no. 2 Clover ↑	
						no. 11 Rod ↑	
no. 25 Ring ←	no. 10 Scythe ←	no. 6 Clouds ←	no. 29 Woman ←	no. 23 Rat ←	no. 16 Stars ←	no. 8 Coffin	no. 14 Fox →
						↓ no. 33 Key	

This woman would like to know something about her health.  
Look at no. 8 and no. 29 and start your interpretation!

***Your interpretation:***

.....

***Keep an eye on combinations!***

***Suggested interpretation:***

*Otherwise you are more than likely to misinterpret the situation!*

*no. 29 is divorced (25+10).*

*She is very sad and also depressed (23+16) and afraid of changes (23).....*

# Easy to learn Fortune-Telling Compact-Course

---

## Test Yourself – Compact-course

- 1) Is the first card in your tableau of any particular importance?  
yes.....no.....
- 2) What can you say if a woman shuffles the cards and the card no. 29 appears at the very beginning of the Grand Tableau?  
Is she looking into the future?  
yes.....no.....
- 3) What can you say if a woman shuffles the cards and the card no. 29 appears at the end of the Grand Tableau?  
Is she looking back into the past?  
yes.....no.....
- 3) Do you have to interpret every single card in the Grand Tableau?  
yes.....no.....
- 5) Is it important to look at the first card?  
yes.....no.....
- 6) Is the last card particularly important?  
yes.....no.....
- 7) Is the card next to the personality card no. 28 or no. 29 of any particular importance?  
yes.....no.....
- 8) Should you pay particular attention to the card next to the one representing your work, love, financial situation, marriage etc?  
yes.....no.....
- 9) Should you look out for combinations?  
yes.....no.....

**Solutions.....**